



VISION
ZERO
Travel Safe. Save Lives



Around my school I found program

-Independent travel training-



In partnership
with



METROPOLITAN
POLICE



TRANSPORT
FOR LONDON
EVERY JOURNEY MATTERS

“AMSIF” program objectives






- Better prepare students who are starting to travel without an adult.
- Help students understand how to manage their own safety.
- Introduce the concept of route planning and encourage students to plan ahead using tools available to them.
- Support students ability to travel using sustainable methods.
- Links into PCHE, maths, geography and other curriculum areas (RSE not in UK national curriculum).
- “Audits” provide education and feedback to the borough.
- Adaptable to fit in with other school priorities. Comes in “Full fat” and “skinny” version.
- Contribute to London’s Vision zero targets.



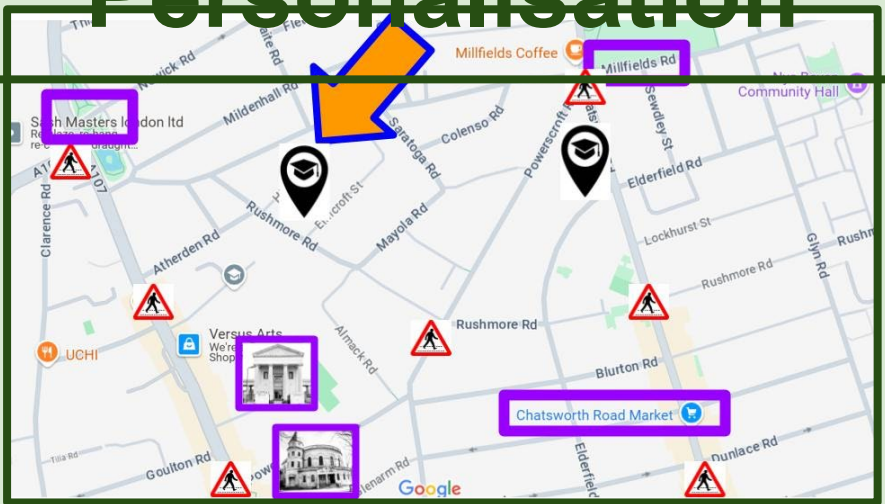
**1 Kilometer
radius of your
school.**

**It takes an
average of 10
minutes to walk
this distance.**

Common Hackney map icons


	School/Place of education		Library
	Swimming pool/Leisure centre		Place of worship
			

Personalisation





Good, bad, both?



Be Bright, Stay in Sight

Not Hi Vis - Just Vis(able)

Quick answers

1. At what age do the most child pedestrians get hurt on the road?

11



2. What makes the biggest difference in you staying safer around roads?

Focusing on what is happening around you


3. What is the main cause of collisions on and around roads?

Not looking properly

Evaluation

We pledge to....

- Focus on the road when crossing and don't get distracted.
- Use the skills we have, and always stop, look listen and think before and while crossing the road.
- Plan the safest journey and stick to that plan.
- Set a good example for younger children
- If he can do it, so can you

A screenshot of a survey form titled "Road safety school intervention evaluation". The form has a purple header and a white body. It contains several sections for data entry:

- Feedback by school intervention evaluation**
- *Indicate required question**
- Email *** (with a "Your email" input field)
- Date of your visit *** (with a date picker showing "1 / 1 / 2018")
- Which engagement was provided? *** (with radio button options: "Quarter training", "111 classroom lesson", "100 assembly/classroom lessons", and "100 assembly lessons")



Independent travel training for special need children

Split into 2 groups

A) first welcome session is the overall workshop and explanation of how the day-morning or afternoon - will unfold.

B) one group goes on the treasure hunt and/or walkabout

C) one group on the bus, a dedicated route

D) swap over so each group has a turn

E) back at the original venue for a quick debrief, a feedback (fun) quiz evaluation and/or photos











Sandra Agbabiaka
Principal Officer Road safety
sandra.agbabiaka@hackney.gov.uk



Max Moorcock
Road Safety Officer
max.moorcock@hackney.gov.uk

