


Practical Experience with Traffic Education in Primary Schools in the Czech Republic

Alena Dankova

Head of Department of transport impact evaluation and education

Transport Research Centre, Czech Republic

Traffic education in CZ



Czech school education system

§ Act No. 561/2004 Coll. on pre-school, basic, secondary, tertiary, professional and other education = **the Education Act**

Framework Educational Programmes (FEP)



MINISTRY OF EDUCATION
YOUTH AND SPORTS

- National level
- Binding educational framework for specific school types
- **FEP for basic education**
- Support the autonomy of schools
- Describes the expected outputs of pupils
- Each school has its own School Educational Programme (SEP)



Traffic education within FEP for basic education

- In CZ, traffic education is **not** a school subject on its own
- It is implemented within specific educational areas
 - A man in the world (signs, transport means, situations on traffic playground)
 - Health (traffic accidents)
 - Sports (city mobility, walking)
- Use of practical experience from these subjects for traffic education



Ensuring the traffic education in basic schools

- Road Safety Dpt of Ministry of Transport (www.besip.cz) – educational materials
- Children in Traffic (www.detivdoprave.cz) – education guidelines, educational videos
- Private companies, accredited to conducting the traffic education
- Teachers educated for the traffic education
- Samotní pedagogové v rámci výuky jednotlivých předmětů



Funding

- Each school within its budget
- Cities assign a part of its budget (e.g., Brno, where CDV is located)
- Pupils' parents – fund the school activities (sport, culture, etc.)



Education materials for teachers



www.detivdoprave.cz

- Guidelines for children clubs and out-of-school education
- Guidelines for the second grade of basic schools
- Booklet about Pedestrian group organization
- Guidelines for education on the traffic playground
- Educational videos



POHYB ORGANIZOVANÉHO ÚTVARU CHODCŮ,

VČETNĚ SPECIFIK PRO ORGANIZOVANOU SKUPINU DĚTÍ



CENTRUM
DOPRAVNÍHO
VÝZKUMU



Madrid, 13 Sep 2022

Alena Dankova, alena.dankova@cdv.cz

Education materials for teachers



Educational videos

Díl 1: Pohyb organizované útvary chodců



Díl 2: Přecházení pozemní komunikace s organizovaným útvarem chodců



Workshops for the teachers

- We organized special workshops for the teachers each year
- Workshops are free
- Topic: Pedestrian group organization
- Work with the Guidelines for children clubs
- **More than 2,000 teachers educated**
- Workshop recordings available at www.detivdoprave.cz



Programme of traffic education for basic schools in Brno



- Funded by the Brno City Magistrate
- For all basic schools in Brno (both state and public)
- www.brnoinmotion.cz **#BRNOINMOTION**
- Ensured by staff of CDV – Transport Research Centre
- **Plan of traffic education activities**
 - Theory for the 1st – 5th grade (6 – 10 years)
 - Theory for the 6th – 9th grade (11 – 15 years)
 - Practical exercise on traffic playground
 - Walks in the school surroundings



Theory for the 1st – 5th grade

- 2 lessons
- Pupil as a pedestrian, cyclist, car passenger, public transport user
- Rules of the safe route to school
- Form of game, worksheets, child cooperation



Theory for the 1st – 5th grade



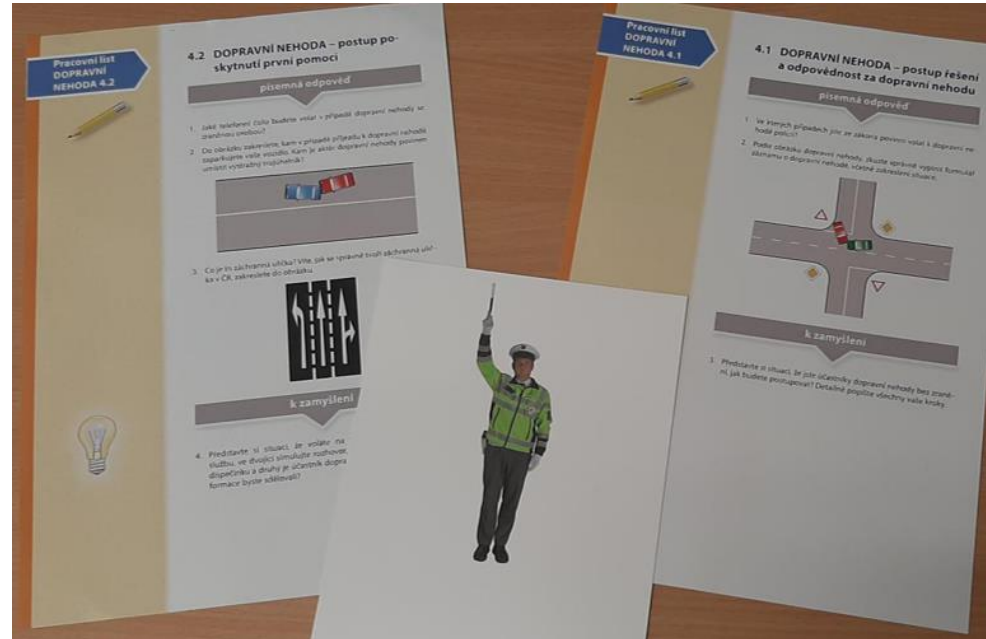
Madrid, 13 Sep 2022

Alena Dankova, alena.dankova@cdv.cz

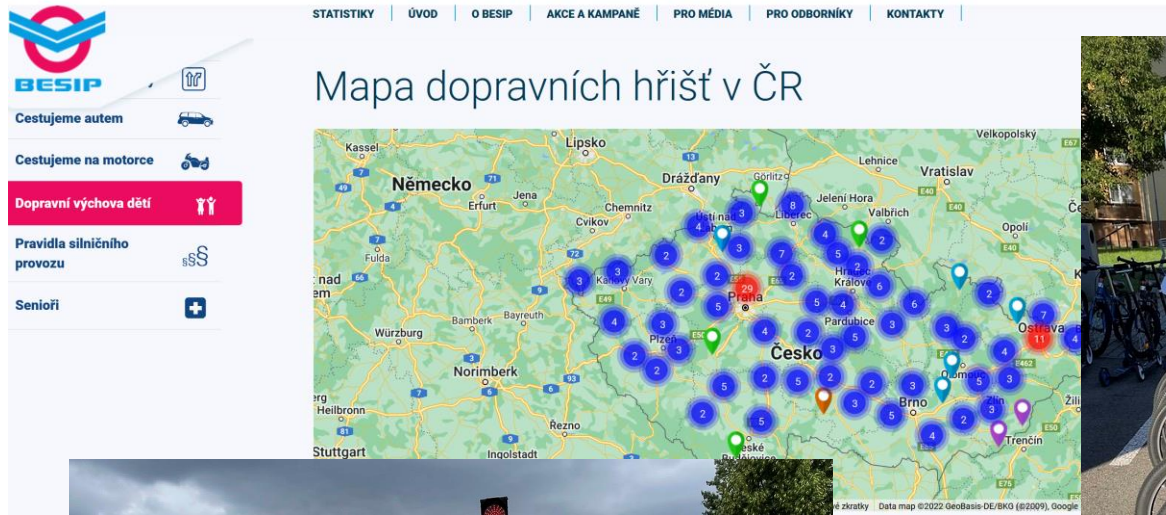


Theory for the 6th – 9th grade

- 1 lesson
- Pupil as a pedestrian, cyclist, e-cyclist/e-scooterist, car passenger, future car driver + analysis of traffic accidents
- Discussion about pupils' experience with various traffic situations



Practical exercise on traffic playground



The screenshot shows the BESIP website interface. On the left, there is a navigation menu with icons and text: "Cestujeme autem" (car), "Cestujeme na motorce" (motorcycle), "Dopravní výchova dětí" (children's traffic education) - highlighted in red, "Pravidla silničního provozu" (road traffic rules), and "Senioři" (seniors). The main content area features the title "Mapa dopravních hřišť v ČR" (Map of traffic playgrounds in the Czech Republic) above a map of the Czech Republic. The map is overlaid with numerous blue circular markers, each containing a number (e.g., 1, 2, 3, 4, 5, 6, 7, 8, 9, 10, 11, 12, 13, 14, 15, 16, 17, 18, 19, 20, 21, 22, 23, 24, 25, 26, 27, 28, 29, 30, 31, 32, 33, 34, 35, 36, 37, 38, 39, 40, 41, 42, 43, 44, 45, 46, 47, 48, 49, 50, 51, 52, 53, 54, 55, 56, 57, 58, 59, 60, 61, 62, 63, 64, 65, 66, 67, 68, 69, 70, 71, 72, 73, 74, 75, 76, 77, 78, 79, 80, 81, 82, 83, 84, 85, 86, 87, 88, 89, 90, 91, 92, 93, 94, 95, 96, 97, 98, 99, 100). The map also shows neighboring countries like Germany (Německo) and Austria (Rakousko) and major cities like Prague (Praha), Brno, and Ostrava.



Practical exercise on traffic playground for 1st – 5th grade pupils

- 2 lessons under supervision of 2 teachers
- Bicycles of 3 sizes + scooters
- Accessories of a cyclist and a bicycle/scooter
- Rules of safe bicycle/scooter use
- Practical examples of situations on intersections
- Riding on traffic playground
- Assessment of the ride
- All Brno school pupils have unlimited access



Commented walks in the school surroundings for 1st – 5th grade

- 1 lesson
- Illustrative examples of various traffic situations in the school surroundings and their safe solution
- Walking on the pavement + crossing the street
- Various types of pedestrian crossings
- Reflective wear and pupils' visibility
- Place for play
- Safe movement in the parking lot





Education of teachers and pupils in the field of traffic education.

Reduction of number and severity of children's traffic accidents.



Thank you for your attention.

Alena Daňková
alena.dankova@cdv.cz
phone: +420 602 363 846

Transport Research Centre
Líšeňská 33a, 636 00 Brno, Czech Republic

www.cdv.cz/en/